

By E-filing/Courier

REF:TEIL:SE:

Date: 16th May, 2016

The Deputy General Manager Department of Corporate Services, BSE Limited 1 st Floor, New Trading Ring, Rotunda Building, P.J. Tower, Dalal Street, Fort, MUMBAI - 400 001	The Asst. Vice President, Listing Department National Stock Exchange of India Ltd., Exchange Plaza, 5th Floor, Plot No. C/1, G Block, Bandra-Kurla Complex, Bandra (E), MUMBAI - 400 051
STOCK CODE: 532356	STOCK CODE: TRIVENI
Sub: Outcome of the Board Meeting held on May 16, 2016	

Dear Sirs,

This is to inform you that the Board of Directors of the Company has, at their meeting held today i.e. May 16, 2016, inter-alia approved:-

- (i) Audited Financial Results of the Company (stand-alone and consolidated) for the 4th quarter and financial year 2015-16 ended March 31, 2016;
- (ii) Publication of consolidated quarterly financial results for the FY 2016-17; and
- (iii) Appointment of Mr Sudipto Sarkar as an Independent Director for a term upto three years, subject to approval of the shareholders at the ensuing Annual General Meeting.

As required under Regulations 30 and 33 of the SEBI (Listing Obligations and Disclosure Requirements) Regulations, 2015 (Listing Regulations), we enclose herewith the following:-

- (a) Annual Audited financial Results of the Company (stand-alone and consolidated) along with segment-wise reporting and notes thereon including the statement of assets and liabilities for the financial year ended March 31, 2016;
- (b) Form A (for Audit Report with Unmodified Opinion) – Stand-alone and consolidated.
- (c) Newspaper Publication Results (Consolidated) for the financial year ended March 31, 2016; and
- (d) Audit Report on the aforesaid Annual Financial Results (stand-alone and consolidated).


The meeting of the Board commenced at 10.30 a.m. and concluded at 3.30 p.m.

You are requested to please take the above on record and disseminate to all concerned.

Thanking you,

Yours faithfully,

For Triveni Engineering & Industries Ltd.,



GEETA BHALLA

Group General Manager &
Company Secretary

Encl: As above

J. C. BHALLA & CO.
CHARTERED ACCOUNTANTS

BRANCH OFFICE : B-5, SECTOR-6, NOIDA - 201 301 (U.P.)
TEL. : +91 - 120 - 4241000, FAX : +91-120-4241007
E-MAIL : laxaid@vsnl.com

INDEPENDENT AUDITORS' REPORT

TO THE BOARD OF DIRECTORS OF TRIVENI ENGINEERING & INDUSTRIES LIMITED

1. We have audited the accompanying Statement of Standalone Financial Results of Triveni Engineering & Industries Limited ("the company") for the year ended 31st March 2016 ("the Statement") being submitted by the Company pursuant to the requirement of Regulation 33 of the SEBI (Listing Obligations and Disclosure Requirements) Regulations, 2015. This Statement, which is the responsibility of the Company's Management and approved by the Board of Directors, has been prepared on the basis of the related Financial Statements which are in accordance with the Accounting Standards prescribed under section 133 of the Companies Act, 2013 read with relevant rules issued thereunder and other accounting principles generally accepted in India. Our responsibility is to express an opinion on the Statement.

We conducted our audit in accordance with the Standards on Auditing issued by the Institute of Chartered Accountants of India. Those Standards require that we plan and perform the audit to obtain reasonable assurance about whether the Statement is free from material misstatement. An audit includes examining, on a test basis, evidence supporting amounts disclosed in the Statement. An Audit also includes evaluating the appropriateness of the accounting policies used and the reasonableness of the significant accounting estimates made by the Management, as well as evaluating the overall presentation of the Statement. We believe that the audit evidence we have obtained is sufficient and appropriate to provide a basis for our audit opinion.


2. In our opinion and to the best of our information and according to the explanations given to us, the Statement;
 - I. is presented in accordance with the requirements of Regulation 33 of the SEBI (Listing Obligations and Disclosure Requirements) Regulations, 2015; and
 - II. gives a true and fair view in conformity with the aforesaid Accounting Standards and other accounting principles generally accepted in India of the net loss and other financial information of the company for the year ended 31st March 2016.
3. The Statement includes the results for the quarter ended 31st March 2016 being the balancing figure between audited figures in respect of the full financial year and the published year to date figures up to the third quarter of the current financial year which were subject to limited review by us.



4. We did not audit the Financial Results of three branches of the Company considered in the preparation of the Statement and which constitute total assets of Rs. 34,751 lacs, total revenue of Rs. 24,212 lacs and net loss before tax of Rs. 409 lacs for the year ended March 31, 2016. These Financial Results and other financial information have been audited by other auditor whose reports have been furnished to us. Our conclusion on the Statement, to the extent they relate to these branches, is based solely on the reports of the other auditor.

For and on behalf of
J.C. Bhalla and Co.
Chartered Accountants
FRN : 001111N





Sudhir Mallick
Partner
Membership No.80051

Place : Noida (U.P.)
Date : May 16, 2016

TRIVENI ENGINEERING & INDUSTRIES LTD.
 Regd. Office : Deoband, Distt. Saharanpur, Uttar Pradesh 247 554
 Corp. Office : 15-16, Express Trade Towers, 8th Floor, Sector-16A, Noida, U.P - 201 301
 CIN : L15421UP1932PLC022174


PART I						(₹ in lacs, except per share data)
Statement of Standalone Audited Financial Results for the Quarter and Year Ended 31/03/2016						
Particulars	3 Months ended			Year ended		
	31/03/2016 Audited	31/12/2015 Unaudited	31/03/2016 Audited	31/03/2016 Audited	31/03/2015 Audited	
1 Income from Operations						
(a) Net Sales / Income from Operations (Net of excise duty)	46432	50955	44427	190706	205507	
(b) Other Operating Income	373	207	338	796	576	
Total Income from Operations (Net)	46805	51162	44765	191502	206083	
2 Expenses						
(a) Cost of materials consumed	97173	38732	86107	151509	145469	
(b) Purchases of stock-in-trade	445	335	480	1404	1508	
(c) Changes in inventories of finished goods, work-in-progress and stock-in-trade	(79518)	(2516)	(61170)	(14191)	17239	
(d) Employee benefits expense	4720	4174	4497	15855	15251	
(e) Depreciation and amortisation expense	1497	1418	1462	5804	5922	
(f) Off-season expenses (Net)	8469	412	8605	-	-	
(g) Other expenses	8340	5984	8705	24421	28397	
Total Expenses	41126	48539	48686	184802	213786	
3 Profit/(Loss) from Operations before Other Income, Finance costs and Exceptional Items (1-2)	5679	2623	(3921)	6700	(7703)	
4 Other Income	1212	487	378	2548	1765	
5 Profit/(Loss) from ordinary activities before Finance costs and Exceptional Items (3+4)	6891	3110	(3543)	9248	(5938)	
6 Finance Costs	2896	1981	3357	11491	12208	
7 Profit/(Loss) from ordinary activities after Finance costs but before Exceptional Items (5-6)	3995	1129	(6900)	(2243)	(18146)	
8 Exceptional Items (Net) - Gain / (Loss)	174	23	-	1013	-	
9 Profit/(Loss) from ordinary activities before Tax (7+8)	4169	1152	(6900)	(1230)	(18146)	
10 Tax Expense (Net of MAT credit entitlement / reversal)	-	-	1736	-	(1737)	
11 Net Profit/(Loss) from ordinary activities after Tax (9-10)	4169	1152	(8636)	(1230)	(16409)	
12 Paid up Equity Share Capital (Face Value ₹ 1/-)	2579	2579	2579	2579	2579	
13 Reserves excluding Revaluation Reserve				57727	58964	
14 Earning per share of ₹ 1/-each (not annualised):						
(a) Basic (In ₹)	1.62	0.45	(3.35)	(0.48)	(6.36)	
(b) Diluted (In ₹)	1.62	0.45	(3.35)	(0.48)	(6.36)	



SEGMENT WISE REVENUE, RESULTS AND CAPITAL EMPLOYED

₹ In Lacs

Particulars	3 Months Ended			Year Ended	
	31/03/2010	31/12/2015	31/03/2015	31/03/2016	31/03/2015
	Audited	Unaudited	Audited	Audited	Audited
1. Segment Revenue [Net Sale/Income from each segment]					
(a) Sugar & Allied Businesses					
Sugar	35413	43356	33493	155104	162837
Co-Generation	10045	3896	9886	17061	15680
Distillery	4020	4821	4363	16564	15254
	49478	52073	47742	188729	193771
(b) Engineering					
Gears	4612	1906	4192	10838	10327
Water	4625	3132	5388	13112	19744
	9237	5038	9580	23950	30071
(c) Others	1277	925	1586	4390	7845
Total	59992	58036	58908	217069	231687
Less : Inter segment revenue	13187	6874	14143	25567	25604
Net Sales	46805	51162	44765	191502	206083
2. Segment Results [Profit/(Loss) before tax and interest]					
(a) Sugar & Allied Businesses					
Sugar	2355	(252)	(7983)	(3116)	(16589)
Co-Generation	4451	1769	3945	7739	6580
Distillery	1311	1664	1249	4334	2869
	8117	3181	(2789)	8957	(7140)
(b) Engineering					
Gears	1586	312	1237	2910	2923
Water	(967)	(626)	76	(2209)	(371)
	619	(314)	1313	701	2552
(c) Others	(14)	(3)	25	16	211
Total	8722	2864	(1451)	9674	(4377)
Less : i) Interest Expense	2896	1981	3357	11491	12208
ii) Exceptional Items (Net) - (Gain)/Loss	(174)	(23)	0	(1013)	-
iii) Other Unallocable Expenditure	1831	(246)	2092	426	1561
<i>[Net of Unallocable Income]</i>					
Total Profit/(Loss) Before Tax	4169	1152	(6900)	(1230)	(18146)
3. Capital Employed [Segment Assets - Segment Liabilities]					
(a) Sugar & Allied Businesses					
Sugar	165019	83004	145494	165019	145494
Co-Generation	19338	16350	19236	19338	19236
Distillery	15357	14057	16155	15357	16155
	199714	113411	180885	199714	180885
(b) Engineering					
Gears	11270	9244	8499	11270	8499
Water	11957	12974	13213	11957	13213
	23227	22218	21712	23227	21712
(c) Others	232	252	290	232	290
Capital Employed In Segments	223173	135881	202887	223173	202887
Add : Unallocable Assets less Liabilities [including Investments]	7735	9526	5857	7735	5857
Total	230908	145407	208744	230908	208744



STANDALONE STATEMENT OF ASSETS AND LIABILITIES

(₹ In lacs)

Particulars		As At	
		31/03/2016 Audited	31/03/2015 Audited
A	<u>EQUITY AND LIABILITIES</u>		
	<u>Shareholders' funds :</u>		
	Share capital	2579	2579
	Reserves and surplus	57727	58964
	Sub total - Shareholders' funds	60306	61543
	<u>Non - current liabilities</u>		
	Long term borrowings	39470	39638
	Deferred tax liability (net)	-	-
	Other long term liabilities	1877	1804
	Long term provisions	3357	3072
	Sub total - Non-current liabilities	44704	44514
	<u>Current liabilities</u>		
	Short term borrowings	116195	95372
	Trade payables	42772	66242
	Other current liabilities	23211	19338
	Short term provisions	9906	5740
	Sub total - Current liabilities	192084	186692
	TOTAL - EQUITY AND LIABILITIES	297094	292749
B	<u>ASSETS</u>		
	<u>Non-current assets</u>		
	Fixed assets	86756	89388
	Non-current investments	5326	4613
	Long term loans and advances	22956	23071
	Other non-current assets	3817	3383
	Sub total - Non - current assets	118855	120455
	<u>Current assets</u>		
	Inventories	141536	123434
	Trade receivables	23490	23283
	Cash and bank balances	387	594
	Short term loans and advances	6103	19451
	Other current assets	6723	5532
	Sub total - Current assets	178239	172294
	TOTAL - ASSETS	297094	292749




Notes

1. In view of the seasonal nature of company's sugar business, the performance results may vary from quarter to quarter.
2. Exceptional item of ₹ 174 lacs and ₹ 1013 lacs during the quarter and year ended 31/03/2016 respectively, represents profit on transfer of surplus land (including profit of ₹ 839 lacs on transfer to wholly owned subsidiary companies till 31/12/2015).
3. In view of the recent developments in the Sugar Industry, the Board of Directors of the Company at their meeting held on March 22, 2016 decided to withdraw the Composite Scheme of Arrangement amongst the Company and its subsidiaries viz. Triveni Sugar Limited and Triveni Industries Ltd. ('Composite Scheme') and the petition for sanction of the said Composite Scheme has been dismissed as withdrawn vide Hon'ble Allahabad High Court order dated 29th April, 2016.


At the aforesaid meeting, the Board of Directors have in order to segregate the Sugar and Engineering businesses of the Company approved a fresh Scheme of Arrangement between the Company and its wholly owned subsidiary viz. Triveni Industries Ltd. and their respective shareholders and creditors in accordance with the provisions of the Companies Act, 1956 and 2013 with appointed date as April 01, 2016. The Company is in the process of obtaining approvals to the Scheme from the concerned authorities.

4. In view of losses, the directors have not recommended any dividend for the accounting year under review.
5. Figures for the quarter ended March 31, 2016 are derived figures and have been arrived at by deducting published unaudited figures upto December 31, 2015 from the audited figures for the year ended March 31, 2016.
6. The figures of previous periods under various heads have been regrouped to the extent necessary.
7. The above results were reviewed and recommended for adoption by the Audit Committee and approved by the Board of Directors of the Company at their respective meetings held on May 16, 2016.

for TRIVENI ENGINEERING & INDUSTRIES LTD


Dhruv M. Sawhney
Chairman & Managing Director

Place : Noida
Date : May 16, 2016



J. C. BHALLA & CO.
CHARTERED ACCOUNTANTS


BRANCH OFFICE : B-5, SECTOR-6, NOIDA - 201 301 (U.P.)
TEL. : +91 - 120 - 4241000, FAX : +91-120-4241007
E-MAIL : taxaid@vsnl.com

INDEPENDENT AUDITORS' REPORT

TO THE BOARD OF DIRECTORS OF TRIVENI ENGINEERING & INDUSTRIES LIMITED

1. We have audited the accompanying statement of consolidated financial results of Triveni Engineering & Industries Limited ("the Holding Company") and its subsidiaries (the Holding Company and its subsidiaries together referred to as "the Group") and its associates for the year ended March 31, 2016 ("the Statement"), being submitted by the Holding Company pursuant to the requirement of Regulation 33 of the SEBI (Listing Obligations and Disclosure Requirements) Regulations, 2015. This Statement, which is the responsibility of the Holding Company's Management and approved by the Board of Directors, has been prepared on the basis of the related Consolidated Financial Statements which are in accordance with the Accounting Standards prescribed under section 133 of the Companies Act, 2013 as applicable and other accounting principles generally accepted in India. Our responsibility is to express an opinion on the Statement.
2. We conducted our audit in accordance with the Standards on Auditing issued by the Institute of Chartered Accountants of India. Those Standards require that we plan and perform the audit to obtain reasonable assurance about whether the Statement is free from material misstatement. An audit includes examining, on a test basis, evidence supporting amounts disclosed in the Statement. An Audit also includes evaluating the appropriateness of the accounting policies used and the reasonableness of the significant accounting estimates made by the Management, as well as evaluation the overall presentation of the Statement. We believe that the audit evidence we have obtained is sufficient and appropriate to provide a basis for our audit opinion.
3. a) We did not audit the financial statements of two subsidiaries, whose financial statements reflect total assets of Rs.650.68 lacs as at 31st March, 2016, total revenues of Rs.4.48 lacs and net cash flows amounting to Rs.20.24 lacs for the year ended on that date, as considered in the consolidated financial statements. These financial statements have been audited by other auditors whose reports have been furnished to us by the Management and our opinion is based solely on the reports of the other auditors.
b) The consolidated financial statements include the Group's share of net profit of Rs.139.74 lacs for the year ended 31st March, 2016, as considered in the consolidated financial statements, in respect of one associate, whose financial statements have not been audited by us. These financial statements are unaudited and have been furnished to us by the Management and our opinion insofar as it relates to the amounts included in respect of the associate is based solely on such unaudited financial statements.

Our opinion on the statement is not modified in respect of the above matters with regard to our reliance on the work done and the report of the other auditor and the financial statements certified by the Management.



4. In our opinion and to the best of our information and according to the explanations given to us, and based on the consideration of the reports of the other auditors and the financial statements certified by the Management referred to in paragraph 3 above, the Statement:

a) Includes the results of entities as given below:

List of Subsidiaries:-

- 1) Triveni Entertainment Limited
- 2) Svastida Projects Limited
- 3) Triveni Engineering Limited
- 4) Triveni Energy Systems Limited
- 5) Triveni Industries Limited
- 6) Triveni Sugar Limited


List of Associates:-

- 1) Triveni Turbine Limited
- 2) Aqwise-Wise Water Technologies Limited


b) is presented in accordance with the requirements of SEBI (Listing Obligations and Disclosure Requirements) regulations, 2015; and

c) gives a true and fair view in conformity with the aforesaid accounting standards and other accounting principles generally accepted in India of the consolidated net loss and other financial information of the group for the year ended March 31, 2016.

5. The Statement includes the results for the quarter ended 31st March 2016 being the balancing figure between audited figures in respect of the full financial year and the published year to date figures up to the third quarter of the current financial year which were subject to limited review by us.



For and on behalf of
J.C. Bhalla and Co.
Chartered Accountants
FRN : 001111N


Sudhir Mallick
Partner
Membership No.80051


Place : Noida (U.P.)
Date : May 16, 2016

TRIVENI ENGINEERING & INDUSTRIES LTD.

Regd. Office : Deoband, Distt. Saharanpur, Uttar Pradesh 247 554
Corp. Office : 15-16, Express Trade Towers, 8th Floor, Sector-16A, Noida, U.P. - 201 301

CIN : L15421UP1932PLC022174


PART I					
(₹ in lacs, except per share data)					
Statement of Consolidated Audited Financial Results for the Quarter and Year Ended 31/03/2016					
Particulars	3 Months Ended			Year Ended	
	31/03/2016 Audited	31/12/2015 Unaudited	31/03/2015 Audited	31/03/2016 Audited	31/03/2015 Audited
1. Income from Operations					
(a) Net Sales / Income from Operations (Net of excise duty)	46432	50955	44427	190706	205507
(b) Other Operating Income	373	207	338	796	576
Total Income from Operations (Net)	46805	51162	44765	191502	206083
2. Expenses					
(a) Cost of materials consumed	97173	38732	86107	151509	145469
(b) Purchase of stock in trade	445	335	480	1404	1508
(c) Change in inventories of finished goods, work-in-progress and stock-in-trade	(79518)	(2516)	(61170)	(14191)	17239
(d) Employee benefits expense	4720	4174	4497	15855	15251
(e) Depreciation and amortisation expense	1497	1418	1462	5804	5922
(f) Off-season expenses (Net)	8469	412	8605	-	-
(g) Other expenses	8342	5985	8713	24425	28407
Total Expenses	41128	48540	48694	184806	213796
3. Profit / (Loss) from Operations before Other Income, Finance Costs and Exceptional items (1-2)	5677	2622	(3929)	6696	(7713)
4. Other Income	699	199	377	1315	1192
5. Profit / (Loss) from ordinary activities before Finance costs and Exceptional items (3+4)	6376	2821	(3552)	8011	(6521)
6. Finance Costs	2896	1981	3357	11491	12208
7. Profit / (Loss) from ordinary activities after Finance costs but before Exceptional items (5-6)	3480	840	(6909)	(3480)	(18729)
8. Exceptional Items (Net) - Gain / (Loss)	174	-	-	174	-
9. Profit / (Loss) from ordinary activities before Tax (7+8)	3654	840	(6909)	(3306)	(18729)
10. Tax Expense (Net of MAT credit entitlement/ reversal)	1	-	1737	1	(1736)
11. Net Profit / (Loss) from ordinary activities after Tax (9-10)	3653	840	(8646)	(3307)	(16993)
12. Share of Profit / (Loss) of Associates					
- Ordinary	761	570	86	2327	1787
- Extraordinary	-	-	-	-	-
	761	570	86	2327	1787
13. Minority Interest	-	-	-	-	-
14. Net Profit / (Loss) after taxes, minority interest and share of profit / (loss) of associates (11+12+13)	4414	1410	(8560)	(980)	(15206)
15. Paid up Equity Share Capital (Face Value ₹ 1/-)	2579	2579	2579	2579	2579
16. Reserves excluding Revaluation Reserve				62294	63303
17. Earning per share of ₹ 1/- each (not annualised):					
(a) Basic (in ₹)	1.71	0.55	(3.32)	(0.38)	(5.90)
(b) Diluted (in ₹)	1.71	0.55	(3.32)	(0.38)	(5.90)



SEGMENT WISE REVENUE, RESULTS AND CAPITAL EMPLOYED

(' In lacs)

Particulars	3 Months Ended			Year Ended	
	31/03/2016 Audited	31/12/2015 Unaudited	31/03/2015 Audited	31/03/2016 Audited	31/03/2015 Audited
1. Segment Revenue [Net Sale/Income from each segment]					
(a) Sugar & Allied Businesses					
Sugar	35413	43356	33493	155104	162837
Co-Generation	10045	3896	9886	17061	15680
Distillery	4020	4821	4363	16564	15254
	49478	52073	47742	188729	193771
(b) Engineering					
Gears	4612	1906	4192	10838	10327
Water	4625	3132	5388	13112	19744
	9237	5038	9580	23950	30071
(c) Others	1277	925	1586	4390	7845
Total	59992	58036	58908	217069	231687
Less : Inter segment revenue	13187	6874	14143	25567	25604
Net Sales	46805	51162	44765	191502	206083
2. Segment Results [Profit / (Loss) before tax and interest]					
(a) Sugar & Allied Businesses					
Sugar	2355	(252)	(7983)	(3116)	(16589)
Co-Generation	4451	1769	3945	7739	6580
Distillery	1311	1664	1249	4334	2869
	8117	3181	(2789)	8957	(7140)
(b) Engineering					
Gears	1586	312	1237	2910	2923
Water	(967)	(626)	76	(2209)	(371)
	619	(314)	1313	701	2552
(c) Others	(14)	(3)	25	16	211
Total	8722	2864	(1451)	9674	(4377)
Less : i) Interest Expense	2896	1981	3357	11491	12208
ii) Exceptional Items (Net) - (Gain)/ Loss	(174)	-	-	(174)	0
iii) Other Unallocable Expenditure [Net of Unallocable Income]	2346	43	2101	1663	2144
Total Profit/ (Loss) Before Tax	3654	840	(6909)	(3306)	(18729)
3. Capital Employed [Segment Assets - Segment Liabilities]					
(a) Sugar & Allied Businesses					
Sugar	165019	83004	145494	165019	145494
Co-Generation	19338	16350	19236	19338	19236
Distillery	15357	14057	16155	15357	16155
	199714	113411	180885	199714	180885
(b) Engineering					
Gears	11270	9244	8499	11270	8499
Water	11957	12974	13213	11957	13213
	23227	22218	21712	23227	21712
(c) Others	232	252	290	232	290
Capital Employed in Segments	223173	135881	202887	223173	202887
Add : Unallocable Assets less Liabilities [including Investments]	12302	13842	10195	12302	10195
Total	235475	149723	213082	235475	213082



CONSOLIDATED STATEMENT OF ASSETS AND LIABILITIES

(₹ in lacs)

	Particulars	As At	
		31/03/2016 Audited	31/03/2015 Audited
A	<u>EQUITY AND LIABILITIES</u>		
	<u>Shareholders' funds :</u>		
	Share capital	2579	2579
	Reserves and surplus	62294	63303
	Sub total - Shareholders' funds	64873	65882
	<u>Non - current liabilities</u>		
	Long term borrowings	39470	39638
	Deferred tax liability (net)	-	-
	Other long term liabilities	1877	1804
	Long term provisions	3357	3072
	Sub total - Non-current liabilities	44704	44514
	<u>Current liabilities</u>		
	Short term borrowings	116195	95372
	Trade payables	42772	66242
	Other current liabilities	23012	18539
	Short term provisions	9906	5740
	Sub total - Current liabilities	191885	185893
	TOTAL - EQUITY AND LIABILITIES	301462	296289
B	<u>ASSETS</u>		
	<u>Non-current assets</u>		
	Fixed assets	86756	89388
	Non-current investments	10340	8087
	Long term loans and advances	22957	23073
	Other non-current assets	3857	3382
	Sub total - Non - current assets	123910	123930
	<u>Current assets</u>		
	Inventories	141536	123434
	Trade receivables	23490	23281
	Cash and bank balances	406	658
	Short term loans and advances	6103	19451
	Other current assets	6017	5535
	Sub total - Current assets	177552	172359
	TOTAL - ASSETS	301462	296289




Notes

1. In view of the seasonal nature of company's sugar business, the performance results may vary from quarter to quarter.
2. Exceptional item of ₹ 174 lacs during the quarter and year ended 31/03/2016, represents profit on transfer of surplus land.
3. In view of the recent developments in the Sugar Industry, the Board of Directors of the Company at their meeting held on March 22, 2016 decided to withdraw the Composite Scheme of Arrangement amongst the Company and its subsidiaries viz. Triveni Sugar Limited and Triveni Industries Ltd. ('Composite Scheme') and the petition for sanction of the said Composite Scheme has been dismissed as withdrawn vide Hon'ble Allahabad High Court order dated 29th April, 2016.

At the aforesaid meeting, the Board of Directors have in order to segregate the Sugar and Engineering businesses of the Company approved a fresh Scheme of Arrangement between the Company and its wholly owned subsidiary viz. Triveni Industries Ltd. and their respective shareholders and creditors in accordance with the provisions of the Companies Act, 1956 and 2013 with appointed date as April 01, 2016. The Company is in the process of obtaining approvals to the Scheme from the concerned authorities.

4. In view of losses, the directors have not recommended any dividend for the accounting year under review.
5. Figures for the quarter ended March 31, 2016 are derived figures and have been arrived at by deducting published unaudited figures upto December 31, 2015 from the audited figures for the year ended March 31, 2016.
6. The figures of previous periods under various heads have been regrouped to the extent necessary.




7. The audited Standalone results of the Company are available on the Company's website www.trivenigroup.com, website of BSE (www.bseindia.com) and NSE (www.nseindia.com). Summarised standalone financial performance of the Company is as under :

₹ in lacs

	3 Months Ended			Year Ended	
	31/03/2016 Audited	31/12/2015 Unaudited	31/03/2015 Audited	31/03/2016 Audited	31/03/2015 Audited
Net Sales	46805	51162	44765	191502	206083
Profit/(Loss) before tax	4169	1152	(6900)	(1230)	(18146)
Profit/(Loss) after tax	4169	1152	(8636)	(1230)	(16409)

8. The above results were reviewed and recommended for adoption by the Audit Committee and approved by the Board of Directors of the Company at their respective meetings held on May 16, 2016.

for TRIVENI ENGINEERING & INDUSTRIES LTD







Dhruv M. Sawhney
Chairman & Managing Director

Place : Noida
Date : May 16, 2016







FORM A
(For audit report with unmodified opinion) – Standalone Financial Results

[Pursuant to Regulation 33 of the SEBI (Listing Obligations & Disclosure Requirements) Regulations, 2015]

1.	Name of the Company:	Triveni Engineering & Industries Ltd.
2.	Annual financial statements for the year ended	31 st March, 2016
3.	Type of Audit observation	Un Modified. There are few comments/observation in Annexure-I to the Auditors' Report dealing with Companies (Auditor's Report) Order, 2016.
4.	Frequency of observation	First time and non-recurring.
5.	<p>For J.C. Bhalla & Co. Chartered Accountants (FRN: 001111N)</p>  <p>Sudhir Mallick Partner Membership No.80051</p> <p>May 16, 2016</p>	<p>For Triveni Engineering & Industries Ltd.</p>  <p>Dhruv M. Sawhney Chairman & Managing Director</p>  <p>Homai A. Daruwalla Director & Chairman-Audit Committee</p>  <p>Suresh Taneja Group CFO</p>

FORM A
(For audit report with unmodified opinion) – Consolidated Financial Results

[Pursuant to Regulation 33 of the SEBI (Listing Obligations & Disclosure Requirements) Regulations, 2015]

1.	Name of the Company:	Triveni Engineering & Industries Ltd.
2.	Annual financial statements for the year ended	31 st March, 2016
3.	Type of Audit observation	Un Modified.
4.	Frequency of observation	Not Applicable
5.	<p>For J.C. Bhalla & Co. Chartered Accountants (FRN: 001111N)</p> <p> Sudhir Mallick Partner Membership No.80051</p> <p>May 16, 2016</p>	<p>For Triveni Engineering & Industries Ltd.</p> <p> Dhruv M. Sawhney Chairman & Managing Director</p> <p> Homai A. Daruwalla Director & Chairman-Audit Committee</p> <p> Suresh Taneja Group CFO</p>

(₹ in lacs, except per share data)

Statement of Consolidated Audited Financial Results for the Quarter and Year Ended 31/03/2016

Particulars	3 Months Ended		Year Ended
	31/03/2016 Audited	31/03/2015 Audited	
Total Income from Operations (Net)	46805	44765	191502
Net Profit/(Loss) from ordinary activities after Tax	3653	(8646)	(3307)
Net Profit/(Loss) for the period after Tax (after Extraordinary items)	3653	(8646)	(3307)
Net Profit/(Loss) for the period after Tax (after Extraordinary items, minority interest and share of Profit/(Loss) of associates)	4414	(8560)	(980)
Equity Share Capital	2579	2579	2579
Reserves excluding Revaluation Reserve	-	-	63303
Earnings per share (before Extraordinary items) of ₹ 1/- each (not annualised)			
(a) Basic (in ₹)	1.71	(3.32)	(0.38)
(b) Diluted (in ₹)	1.71	(3.32)	(0.38)
Earnings per share (after Extraordinary items) of ₹ 1/- each (not annualised)			
(a) Basic (in ₹)	1.71	(3.32)	(0.38)
(b) Diluted (in ₹)	1.71	(3.32)	(0.38)

Notes :

1. Summarised Standalone Audited Financial Performance of the Company is as under :

Particulars	3 Months Ended		Year Ended
	31/03/2016 Audited	31/03/2015 Audited	
Total Income from Operations (Net)	46805	44765	191502
Profit/(Loss) before tax	4169	(6900)	(1230)
Profit/(Loss) after tax	4169	(6636)	(1230)

2. The above is an extract of the detailed format of Financial Results for the Quarter and Year ended 31st March, 2016 filed with the Stock Exchanges under Regulation 33 of the SEBI (Listing and Other Disclosure Requirements) Regulations, 2015. The full format of the Financial Results for the Quarter and Year ended 31st March, 2016 are available on the Stock Exchange websites (www.bseindia.com and www.nseindia.com) and on the Company's website www.trivenigroup.com.

Place: Noida
 Date: May 16, 2016

for TRIVENI ENGINEERING & INDUSTRIES LTD


 Dhruv M. Sawhney
 Chairman & Managing Director